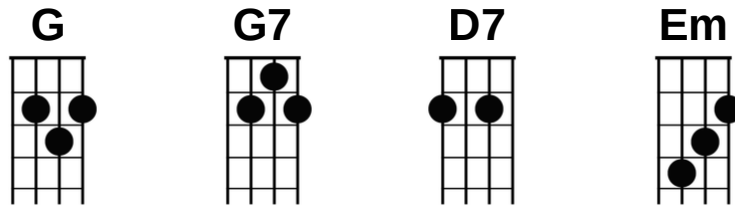


# Amazing Grace #1



Chord progression: G, G7, C, G

3/4

2 3 2 2 0 3 0 2 2

A - maz - ing grace, how sweet the sound that

Chord progression: G, G, D7, G

3 2 2 0 5 2

Saved a wretch like me. I

Chord progression: G, G7, C, G

5 2 3 0 3 0 2 2

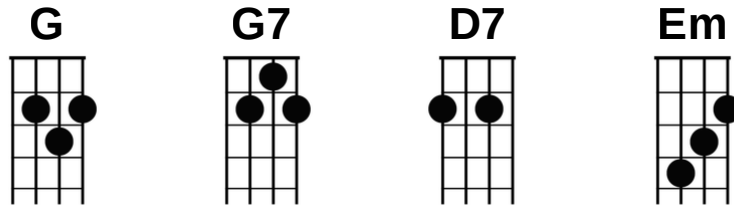
Once was lost, but now am found; was

Chord progression: Em, D7, C, G

3 2 2 0 3

Blind, but now I see.

## Amazing Grace #2



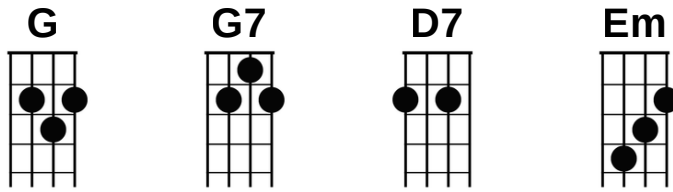
Chord diagrams for G, G7, C, and G are shown above the first staff. The staff is in 3/4 time with a TAB 3/4. The notes are: A (3), - (2), maz (3), - (2), ing (2), grace, (2), how (0), sweet (3), the (0), sound (2), that (2).

Chord diagrams for G, G, and D7 are shown above the second staff. The notes are: Saved (3), a (2), wretch (2), like (0), me. (5), I (2).

Chord diagrams for G, G7, C, and G are shown above the third staff. The notes are: Once (5), was (2), lost, (3), but (0), now (3), am (0), found; (2), was (2).

Chord diagrams for Em, D7, C, and G are shown above the fourth staff. The notes are: Blind, (3), but (2), now (2), I (0), see. (3).

## Amazing Grace #3



Count: 1 2 & 3 1 2 & 3  
 Strum: ↓ ↓↑↓ ↓ ↓↑↓

Musical notation for the first line of the song. It consists of four measures. The first measure has a G chord above it with a downstroke arrow. The second measure has a G7 chord above it with a downstroke arrow, followed by an upstroke arrow and a downstroke arrow. The third measure has a C chord above it with a downstroke arrow, followed by an upstroke arrow and a downstroke arrow. The fourth measure has a G chord above it with a downstroke arrow, followed by an upstroke arrow and a downstroke arrow. The fretboard shows fingerings: 2, 3, 2, 2, 0, 3, 0, 2, 2.

A - maz - ing grace, how sweet the sound that

Musical notation for the second line of the song. It consists of four measures. The first measure has a G chord above it with a downstroke arrow, followed by a downstroke arrow, an upstroke arrow, and a downstroke arrow. The second measure has a G chord above it with a downstroke arrow, followed by a downstroke arrow, an upstroke arrow, and a downstroke arrow. The third measure has a D7 chord above it with a downstroke arrow, followed by a downstroke arrow, an upstroke arrow, and a downstroke arrow. The fourth measure has a G chord above it with a downstroke arrow, followed by a downstroke arrow, an upstroke arrow, and a downstroke arrow. The fretboard shows fingerings: 3, 2, 2, 0, 5, 2.

Saved a wretch like me. I

Musical notation for the third line of the song. It consists of four measures. The first measure has a G chord above it with a downstroke arrow, followed by a downstroke arrow, an upstroke arrow, and a downstroke arrow. The second measure has a G7 chord above it with a downstroke arrow, followed by a downstroke arrow, an upstroke arrow, and a downstroke arrow. The third measure has a C chord above it with a downstroke arrow, followed by a downstroke arrow, an upstroke arrow, and a downstroke arrow. The fourth measure has a G chord above it with a downstroke arrow, followed by a downstroke arrow, an upstroke arrow, and a downstroke arrow. The fretboard shows fingerings: 5, 2, 3, 0, 3, 0, 2, 2.

Once was lost, but now am found; was

Musical notation for the fourth line of the song. It consists of four measures. The first measure has an Em chord above it with a downstroke arrow, followed by a downstroke arrow, an upstroke arrow, and a downstroke arrow. The second measure has a D7 chord above it with a downstroke arrow, followed by a downstroke arrow, an upstroke arrow, and a downstroke arrow. The third measure has a C chord above it with a downstroke arrow, followed by a downstroke arrow, an upstroke arrow, and a downstroke arrow. The fourth measure has a G chord above it with a downstroke arrow. The fretboard shows fingerings: 3, 2, 2, 0, 3.

Blind, but now I see.